Connecting clamp bases

Aluminum

RoHS

MATERIAL

Aluminium, matte finish.
AISI 304 stainless steel screws and nuts.

STANDARD EXECUTIONS

- **GN 165-B**: for round tubes.
- **GN 165-V**: for square tubes.

Surface finish index:
- **BL**: natural colour.
- **SW**: epoxy resin coating resistant to UV rays, RAL 9005 black colour.

FEATURES AND APPLICATIONS

The assembly hole of GN 165 connecting clamps allows an excellent match with tubes GN 990 (see page 1368).
The clamping screw d3 may be replaced by clamping kit GN 911 (see page 1372).



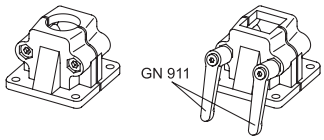

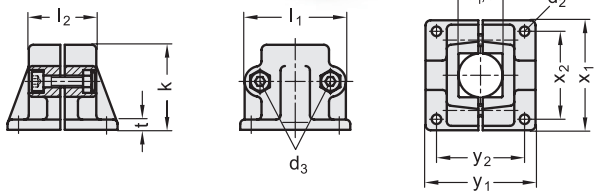

GN 165-B

Code	Description	d1 Hole	d2	d3	k	l1	l2	t	x1	x2	y1	y2	d3 Clamping kit	⚖
GN.49011	GN 165-B20-2-BL	20	7	M8	58	69	46	7	75	60	75	60	GN 911-M8-40	300
GN.49031	GN 165-B25-2-BL	25	7	M8	58	69	46	7	75	60	75	60	GN 911-M8-40	296
GN.49051	GN 165-B30-2-BL	30	7	M8	58	69	46	7	75	60	75	60	GN 911-M8-40	282
GN.49071	GN 165-B40-2-BL	40	11	M10	91	98	70	14	115	90	119	90	GN 911-M10-63	945
GN.49091	GN 165-B42-2-BL	42	11	M10	91	98	70	14	115	90	119	90	GN 911-M10-63	905
GN.49111	GN 165-B45-2-BL	45	11	M10	91	98	70	14	115	90	119	90	GN 911-M10-63	878
GN.49131	GN 165-B48-2-BL	48	11	M10	91	98	70	14	115	90	119	90	GN 911-M10-63	840
GN.49151	GN 165-B50-2-BL	50	11	M10	91	98	70	14	115	90	119	90	GN 911-M10-63	810
GN.49016	GN 165-B20-2-SW	20	7	M8	58	69	46	7	75	60	75	60	GN 911-M8-40	300
GN.49036	GN 165-B25-2-SW	25	7	M8	58	69	46	7	75	60	75	60	GN 911-M8-40	296
GN.49056	GN 165-B30-2-SW	30	7	M8	58	69	46	7	75	60	75	60	GN 911-M8-40	282
GN.49076	GN 165-B40-2-SW	40	11	M10	91	98	70	14	115	90	119	90	GN 911-M10-63	945
GN.49096	GN 165-B42-2-SW	42	11	M10	91	98	70	14	115	90	119	90	GN 911-M10-63	905
GN.49116	GN 165-B45-2-SW	45	11	M10	91	98	70	14	115	90	119	90	GN 911-M10-63	878
GN.49136	GN 165-B48-2-SW	48	11	M10	91	98	70	14	115	90	119	90	GN 911-M10-63	840
GN.49156	GN 165-B50-2-SW	50	11	M10	91	98	70	14	115	90	119	90	GN 911-M10-63	810

GN 165-V

Code	Description	s Square hole	d2	d3	k	l1	l2	t	x1	x2	y1	y2	d3 Clamping kit	⚖
GN.49211	GN 165-V20-2-BL	20x20	7	M8	58	69	46	7	75	60	75	60	GN 911-M8-40	300
GN.49231	GN 165-V25-2-BL	25x25	7	M8	58	69	46	7	75	60	75	60	GN 911-M8-40	286
GN.49251	GN 165-V30-2-BL	30x30	7	M8	58	69	46	7	75	60	75	60	GN 911-M8-40	270
GN.49271	GN 165-V40-2-BL	40x40	11	M10	91	98	70	14	115	90	119	90	GN 911-M10-63	920
GN.49291	GN 165-V45-2-BL	45x45	11	M10	91	98	70	14	115	90	119	90	GN 911-M10-63	886
GN.49311	GN 165-V50-2-BL	50x50	11	M10	91	98	70	14	115	90	119	90	GN 911-M10-63	880
GN.49216	GN 165-V20-2-SW	20x20	7	M8	58	69	46	7	75	60	75	60	GN 911-M8-40	300
GN.49236	GN 165-V25-2-SW	25x25	7	M8	58	69	46	7	75	60	75	60	GN 911-M8-40	286
GN.49256	GN 165-V30-2-SW	30x30	7	M8	58	69	46	7	75	60	75	60	GN 911-M8-40	270
GN.49276	GN 165-V40-2-SW	40x40	11	M10	91	98	70	14	115	90	119	90	GN 911-M10-63	920
GN.49296	GN 165-V45-2-SW	45x45	11	M10	91	98	70	14	115	90	119	90	GN 911-M10-63	886
GN.49316	GN 165-V50-2-SW	50x50	11	M10	91	98	70	14	115	90	119	90	GN 911-M10-63	880

elesa 5/2024 Models all rights reserved in accordance with the law. Always mention the source when reproducing our drawings and photos. Ganter Norm